

PRODUCT DESCRIPTION

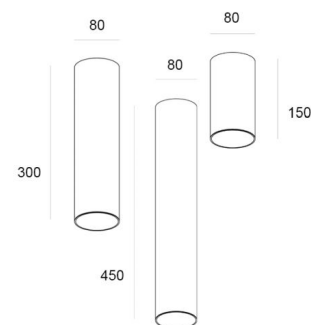
Cylindrical surface downlighter which provides a warm, pleasant setting.

Aluminium luminaire, available in different colors, with an anodized champagne, white or black reflector. Available in several lengths, dimmable and non dimmable.

TECHNICAL DATA

Application	surface
Dimensions	∅ 80mm h 150 - 300 - 450mm
IP rating	IP20
Power	230V or 350mA
Lifetime L70/F10/65°C	>60000h
MacAdam ellipse	3
Guarantee	5 year
(*on components, only if ordered luminaire +driver)	

Color Temperature	Wattage excl. driver	Wattage incl. driver	Forward Current	Lumen (LED) (at tp = 65°C)	Lumen/Watt (LED) (at tp = 65°C)	CRI	Energy Label
2700K	11,8W	13,6W	350mA	1558 lm	134 lm/W	90+	E

**ORDER REFERENCE**

> [LUMINAIRE](#)

! ORDER REFERENCE + (1) **W** (white) / **B** (black) / **C** (champagne) / **T** (titanium) / **BR** (bronze)
+ (2) **W** (white reflector) / **B** (black reflector) / **G** (gold reflector)

INCLUSIVE DRIVER

2700K

300mm ZUMI922130301 TUBULAR 300 SLE G7 HE 1558lm 350mA 13,6W 2700K CRI90+ 28° incl.driver
450mm ZUMI932130301 TUBULAR 450 SLE G7 HE 1558lm 350mA 13,6W 2700K CRI90+ 28° incl.driver
(Standard dimmable via leading-edge and trailing-edge phase dimmer.)

EXCLUSIVE DRIVER

2700K

150mm ZUMI132130306 TUBULAR 150 SLE G7 HE 1558lm 350mA 11,8W 2700K CRI90+ 28° excl.driver
300mm ZUMI922130306 TUBULAR 300 SLE G7 HE 1558lm 350mA 11,8W 2700K CRI90+ 28° excl.driver
450mm ZUMI932130306 TUBULAR 450 SLE G7 HE 1558lm 350mA 11,8W 2700K CRI90+ 28° excl.driver

> [DRIVER](#)

dimmable 3 > 6 devices

TRID28000611+28001110 LCA 100W 250-700mA one4all Ip PRE + I SELECT PLUG 350mA (DALI, DSI, switchDIM)

non dimmable 3 > 6 devices

TRID28000690+28001110 LC 100W 250-700mA flexC Ip EXC + I SELECT PLUG 350mA


**DRIVER placed at max. 10m of the LUMINAIRE!*

PRODUCT DESCRIPTION

Suspended cylindrical downlighter which provides a warm, pleasant setting.

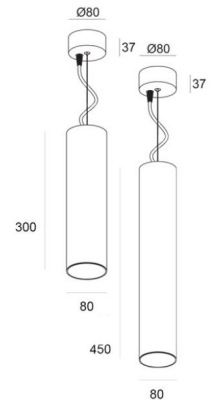
Aluminium luminaire, available in different colors, with an anodized champagne, white or black reflector.

Available in several lengths, dimmable DRIVER included.

**TECHNICAL DATA**

Application	suspended luminaires
Dimensions	∅ 80mm h 300 - 450mm
IP rating	IP20
Power	230V
Lifetime L70/F10/65°C	>60000h
MacAdam ellipse	3
Guarantee	5 year
(*on components, only if ordered luminaire +driver)	

Color Temperature	Wattage	Forward Current	Lumen (LED) (at tp = 65°C)	Lumen/Watt (LED) (at tp = 65°C)	CRI	Energy Label
-------------------	---------	-----------------	----------------------------	---------------------------------	-----	--------------

**ORDER REFERENCE**

> [LUMINAIRE](#)

! ORDER REFERENCE + (1) **W** (white) / **B** (black) / **C** (champagne) / **T** (titanium) / **BR** (bronze)
+ (2) **W** (white reflector) / **B** (black reflector) / **G** (gold reflector)

2700K

300mm ZUMI92S2130301 TUBULAR 300 susp. SLE G7 HE 1558lm 350mA 13,6W 2700K CRI90+ 28° incl.driver

450mm ZUMI93S2130301 TUBULAR 450 susp. SLE G7 HE 1558lm 350mA 13,6W 2700K CRI90+ 28° incl.driver

> [DRIVER](#)

Included, standard dimmable via leading-edge and trailing-edge phase dimmer.